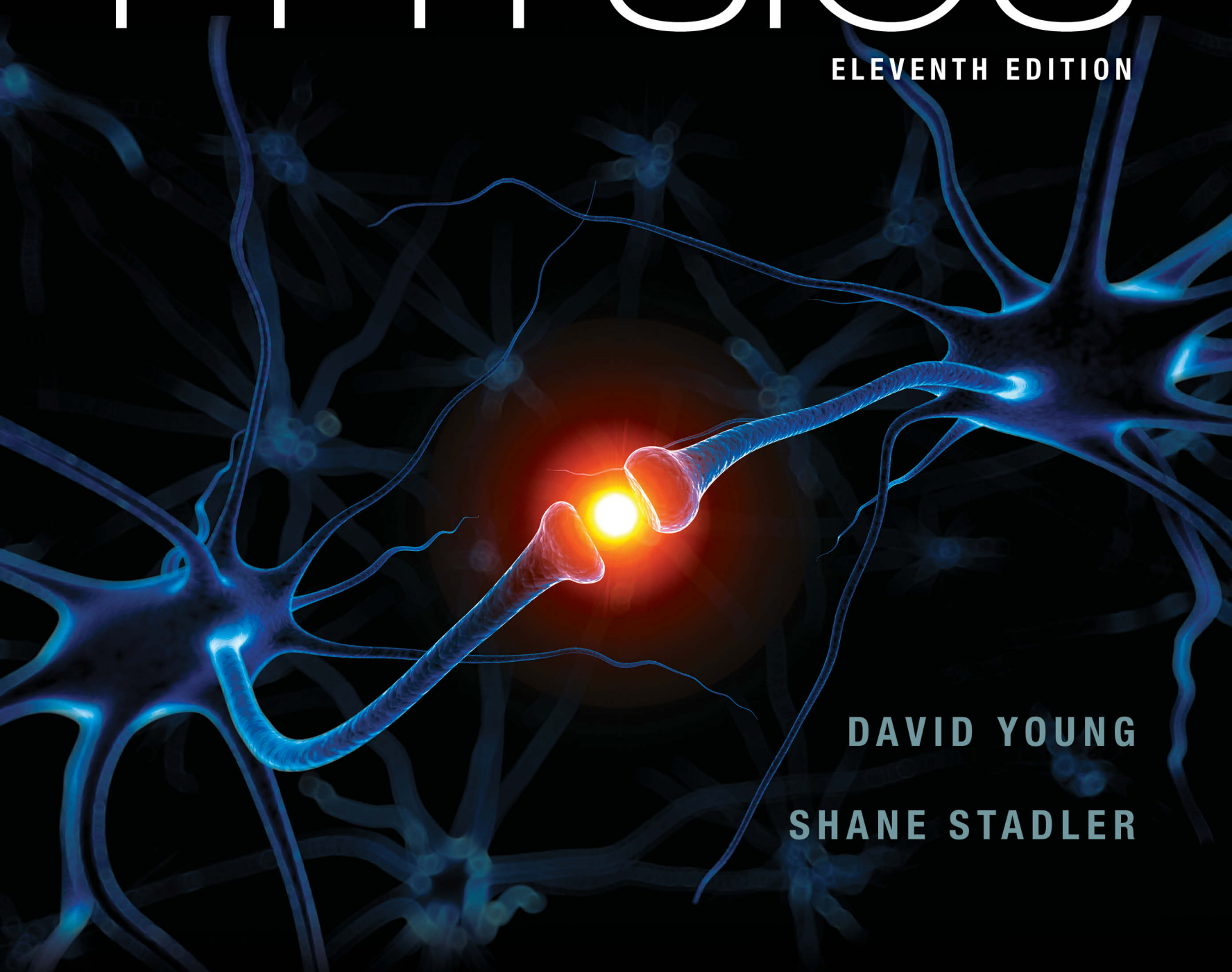


CUTNELL & JOHNSON

# PHYSICS

ELEVENTH EDITION



DAVID YOUNG  
SHANE STADLER

WILEY



# Cutnell & Johnson Physics

---

Eleventh Edition

**DAVID YOUNG**  
**SHANE STADLER**  
Louisiana State University

**WILEY**

VICE PRESIDENT AND DIRECTOR, SCIENCE	Petra Recter
EXECUTIVE EDITOR	Jessica Fiorillo
PROJECT MANAGER	Jennifer Yee
PRODUCT DESIGN MANAGER	Geraldine Osnato
MARKET DEVELOPMENT MANAGER	Kristy Ruff
ASSISTANT DEVELOPMENT EDITOR	Lindsey Myers
EDITORIAL ASSISTANT	Ayantika Chaterjee
MARKETING ASSISTANT	Maggie Joest
SENIOR CONTENT MANAGER	Lana Barskaya
MEDIA SPECIALIST	Patricia Gutierrez
SENIOR PHOTO EDITOR	MaryAnn Price
COPYEDITOR	Bret Workman
PROOFREADER	Bret Workman
ART DIRECTOR/COVER DESIGNER	Wendy Lai
COVER IMAGE	© Sebastian Kaulitzki/Shutterstock

This book was set in 10/12 STIX by Aptara Corporation and printed and bound by LSC Communications. This book is printed on acid-free paper.

Founded in 1807, John Wiley & Sons, Inc. has been a valued source of knowledge and understanding for more than 200 years, helping people around the world meet their needs and fulfill their aspirations. Our company is built on a foundation of principles that include responsibility to the communities we serve and where we live and work. In 2008, we launched a Corporate Citizenship Initiative, a global effort to address the environmental, social, economic, and ethical challenges we face in our business. Among the issues we are addressing are carbon impact, paper specifications and procurement, ethical conduct within our business and among our vendors, and community and charitable support. For more information, please visit our Web site: [www.wiley.com/go/citizenship](http://www.wiley.com/go/citizenship).

Copyright © 2018, 2015, 2012, 2009, 2007 John Wiley & Sons, Inc. All rights reserved. No part of this publication may be reproduced, stored in a retrieval system, or transmitted in any form or by any means, electronic, mechanical, photocopying, recording, scanning or otherwise, except as permitted under Sections 107 or 108 of the 1976 United States Copyright Act, without either the prior written permission of the Publisher, or authorization through payment of the appropriate per-copy fee to the Copyright Clearance Center, Inc., 222 Rosewood Drive, Danvers, MA 01923 (Web site: [www.copyright.com](http://www.copyright.com)). Requests to the Publisher for permission should be addressed to the Permissions Department, John Wiley & Sons, Inc., 111 River Street, Hoboken, NJ 07030-5774, (201) 748-6011, fax (201) 748-6008, or online at: [www.wiley.com/go/permissions](http://www.wiley.com/go/permissions).

Evaluation copies are provided to qualified academics and professionals for review purposes only, for use in their courses during the next academic year. These copies are licensed and may not be sold or transferred to a third party. Upon completion of the review period, please return the evaluation copy to Wiley. Return instructions and a free-of-charge return shipping label are available at: [www.wiley.com/go/returnlabel](http://www.wiley.com/go/returnlabel). If you have chosen to adopt this textbook for use in your course, please accept this book as your complimentary desk copy. Outside of the United States, please contact your local representative.

Main Text Binder Version: 9781119391869  
 Volume 1: 9781119460190  
 Volume 2: 9781119460176

The inside back cover will contain printing identification and country of origin if omitted from this page. In addition, if the ISBN on the back cover differs from the ISBN on this page, the one on the back cover is correct.

Printed in the United States of America

10 9 8 7 6 5 4 3 2 1

# About the Authors



Courtesy David Young

**DAVID YOUNG** received his Ph.D. in experimental condensed matter physics from Florida State University in 1998. He then held a post-doc position in the Department of Chemistry and the Princeton Materials Institute at Princeton University before joining the faculty in the Department of Physics and Astronomy at Louisiana State University in 2000. His research focuses on the synthesis and characterization of high-quality single crystals of novel electronic and magnetic materials. The goal of his research group is to understand the physics of electrons in materials under extreme conditions, i.e., at temperatures close to absolute zero, in high magnetic fields, and under high pressure. He is the coauthor of over 200 research publications that have appeared in peer-reviewed journals, such as *Physical Review B*, *Physical Review Letters*, and *Nature*. Professor Young has taught introductory physics with the Cutnell & Johnson text since he was a senior undergraduate over 20 years ago. He routinely lectures to large sections, often in excess of 300 students. To engage such a large number of students, he uses *WileyPLUS*, electronic response systems, tutorial-style recitation sessions, and in-class demonstrations. Professor Young has received multiple awards for outstanding teaching of undergraduates. David enjoys spending his free time with his family, playing basketball, and working on his house.

I would like to thank my family for their continuous love and support.  
—David Young



Courtesy Shane Stadler

**SHANE STADLER** Shane Stadler earned a Ph.D. in experimental condensed matter physics from Tulane University in 1998. Afterwards, he accepted a National Research Council Postdoctoral Fellowship with the Naval Research Laboratory in Washington, DC, where he conducted research on artificially structured magnetic materials. Three years later, he joined the faculty in the Department of Physics at Southern Illinois University (the home institution of John Cutnell and Ken Johnson, the original authors of this textbook), before joining the Department of Physics and Astronomy at Louisiana State University in 2008. His research group studies novel magnetic materials for applications in the areas of spintronics and magnetic cooling.

Over the past fifteen years, Professor Stadler has taught the full spectrum of physics courses, from physics for students outside the sciences, to graduate-level physics courses, such as classical electrodynamics. He teaches classes that range from fewer than ten students to those with enrollments of over 300. His educational interests are focused on developing teaching tools and methods that apply to both small and large classes, and which are applicable to emerging teaching strategies, such as “flipping the classroom.”

In his spare time, Shane writes science fiction/thriller novels.

I would like to thank my parents, George and Elissa, for their constant support and encouragement.  
—Shane Stadler

Dear Students and Instructors:

Welcome to college physics! To the students: We know there is a negative stigma associated with physics, and you yourself may harbor some trepidation as you begin this course. But fear not! We're here to help. Whether you're worried about your math proficiency, understanding the concepts, or developing your problem-solving skills, the resources available to you are designed to address all of these areas and more. Research has shown that learning styles vary greatly among students. Maybe some of you have a more visual preference, or auditory preference, or some other preferred learning modality. In any case, the resources available to you in this course will satisfy all of these preferences and improve your chance of success. Take a moment to explore below what the textbook and online course have to offer. We suspect that, as you continue to improve throughout the course, some of that initial trepidation will be replaced with excitement.

To start, we have created a new learning medium specific to this book in the form of a comprehensive set of *LECTURE VIDEOS* – one for every section (259 in all). These animated lectures (created and narrated by the authors) are 2–10 minutes in length, and explain the basic concepts and learning objectives of each section. They are assignable within WileyPLUS and can be paired with follow-up questions that are gradable. In addition to supplementing traditional lecturing, the videos can be used in a variety of ways, including flipping the classroom, a complete set of lectures for online courses, and reviewing for exams. Next, we have enhanced “The Physics of ...” examples by increasing the bio-inspired examples by 40%. Although they are of general instructional value, they are also similar to what premed students will encounter in the *Chemical and Physical Foundations of Biological Systems Passages* section of the MCAT. Finally, we have introduced new “team problems” in the end-of-chapter problems that are designed for group problem-solving exercises. These are context-rich problems of medium difficulty designed for group cooperation, but may also be tackled by the individual student.

One of the great strengths of this text is the synergistic relationship it develops between problem solving and conceptual understanding. For instance, available in WileyPLUS are animated *Chalkboard Videos*, which consist of short (2–3 min) videos demonstrating step-by-step practical solutions to typical homework problems. Also available are numerous *Guided Online (GO) Tutorials* that implement a step-by-step pedagogical approach, which provides students a low-stakes environment for refining their problem solving skills. One of the most important techniques developed in the text for solving problems involving multiple forces is the *free-body diagram* (FBD). Many problems in the force-intensive chapters, such as chapters 4 and 18, take advantage of the new FBD capabilities now available online in WileyPLUS, where students can construct the FBD's for a select number of problems and be graded on them. Finally, *ORION*, an online adaptive learning environment, is seamlessly integrated into WileyPLUS for Cutnell & Johnson.


The content and functionality of WileyPLUS, and the adaptive learning environment of *ORION* (see below), will provide students with all the resources they need to be successful in the course.

- The *Lecture Videos* created by the authors for each section include questions with intelligent feedback when a student enters the wrong answer.
- The multi-step *GO Tutorial* problems created in WileyPLUS are designed to provide targeted, intelligent feedback.
- The *Free-body Diagram* vector drawing tools provide students an easy way to enter answers requiring vector drawing, and also provide enhanced feedback.
- *Chalkboard Video Solutions* take the students step-by-step through the solution and the thought process of the authors. Problem-solving strategies are discussed, and common misconceptions and potential pitfalls are addressed. The students can then apply these techniques to solve similar, but different problems.

All of these features are designed to encourage students to remain within the WileyPLUS environment, as opposed to pursuing the “pay-for solutions” websites that short circuit the learning process. To the students – We strongly recommend that you take this honest approach to the course. Take full advantage of the many features and learning resources that accompany the text and the online content. Be engaged with the material and push yourself to work through the exercises. Physics may not be the easiest subject to understand, but with the Wiley resources at your disposal and your hard work, you CAN be successful.

We are immensely grateful to all of you who have provided feedback as we've worked on this new edition, and to our students who have taught us how to teach. Thank you for your guidance, and keep the feedback coming. Best wishes for success in this course and wherever your major may take you!

Sincerely,



David Young and Shane Stadler, Louisiana State University  
email: [dyoun14@gmail.com](mailto:dyoun14@gmail.com) or [stadler.lsu.edu@gmail.com](mailto:stadler.lsu.edu@gmail.com)

# Brief Contents

- 1** Introduction and Mathematical Concepts **1**
- 2** Kinematics in One Dimension **27**
- 3** Kinematics in Two Dimensions **55**
- 4** Forces and Newton's Laws of Motion **80**
- 5** Dynamics of Uniform Circular Motion **121**
- 6** Work and Energy **144**
- 7** Impulse and Momentum **175**
- 8** Rotational Kinematics **200**
- 9** Rotational Dynamics **223**
- 10** Simple Harmonic Motion and Elasticity **257**
- 11** Fluids **289**
- 12** Temperature and Heat **326**
- 13** The Transfer of Heat **360**
- 14** The Ideal Gas Law and Kinetic Theory **380**
- 15** Thermodynamics **401**
- 16** Waves and Sound **433**
- 17** The Principle of Linear Superposition and Interference Phenomena **465**
- 18** Electric Forces and Electric Fields **489**
- 19** Electric Potential Energy and the Electric Potential **523**
- 20** Electric Circuits **551**
- 21** Magnetic Forces and Magnetic Fields **590**
- 22** Electromagnetic Induction **625**
- 23** Alternating Current Circuits **661**
- 24** Electromagnetic Waves **684**
- 25** The Reflection of Light: Mirrors **711**
- 26** The Refraction of Light: Lenses and Optical Instruments **733**
- 27** Interference and the Wave Nature of Light **777**
- 28** Special Relativity **808**
- 29** Particles and Waves **832**
- 30** The Nature of the Atom **853**
- 31** Nuclear Physics and Radioactivity **885**
- 32** Ionizing Radiation, Nuclear Energy, and Elementary Particles **911**

# Contents

## 1 Introduction and Mathematical Concepts 1

---

- 1.1 The Nature of Physics 1
- 1.2 Units 2
- 1.3 The Role of Units in Problem Solving 3
- 1.4 Trigonometry 6
- 1.5 Scalars and Vectors 8
- 1.6 Vector Addition and Subtraction 10
- 1.7 The Components of a Vector 12
- 1.8 Addition of Vectors by Means of Components 15

Concept Summary 19

Focus on Concepts 19

Problems 21

Additional Problems 24

Concepts and Calculations Problems 25

Team Problems 26

## 2 Kinematics in One Dimension 27

---

- 2.1 Displacement 27
- 2.2 Speed and Velocity 28
- 2.3 Acceleration 31
- 2.4 Equations of Kinematics for Constant Acceleration 34
- 2.5 Applications of the Equations of Kinematics 37
- 2.6 Freely Falling Bodies 41
- 2.7 Graphical Analysis of Velocity and Acceleration 45

Concept Summary 47

Focus on Concepts 48

Problems 49

Additional Problems 53

Concepts and Calculations Problems 54

Team Problems 54

## 3 Kinematics in Two Dimensions 55

---

- 3.1 Displacement, Velocity, and Acceleration 55
- 3.2 Equations of Kinematics in Two Dimensions 56
- 3.3 Projectile Motion 60
- 3.4 Relative Velocity 68

Concept Summary 72

Focus on Concepts 73

Problems 74

Additional Problems 77

Concepts and Calculations Problems 78

Team Problems 79

## 4 Forces and Newton's Laws of Motion 80

---

- 4.1 The Concepts of Force and Mass 80
- 4.2 Newton's First Law of Motion 81
- 4.3 Newton's Second Law of Motion 83
- 4.4 The Vector Nature of Newton's Second Law of Motion 85
- 4.5 Newton's Third Law of Motion 86
- 4.6 Types of Forces: An Overview 88
- 4.7 The Gravitational Force 88
- 4.8 The Normal Force 92
- 4.9 Static and Kinetic Frictional Forces 95
- 4.10 The Tension Force 101
- 4.11 Equilibrium Applications of Newton's Laws of Motion 102
- 4.12 Nonequilibrium Applications of Newton's Laws of Motion 106

Concept Summary 111

Focus on Concepts 112

Problems 114

Additional Problems 118

Concepts and Calculations Problems 119

Team Problems 120

## 5 Dynamics of Uniform Circular Motion 121

---

- 5.1 Uniform Circular Motion 121
- 5.2 Centripetal Acceleration 122
- 5.3 Centripetal Force 125
- 5.4 Banked Curves 129
- 5.5 Satellites in Circular Orbits 130
- 5.6 Apparent Weightlessness and Artificial Gravity 133
- 5.7 \*Vertical Circular Motion 136

Concept Summary 137

Focus on Concepts 138

Problems 139

Additional Problems 141

Concepts and Calculations Problems 142

Team Problems 143

## 6 Work and Energy 144

---

- 6.1 Work Done by a Constant Force 144
- 6.2 The Work–Energy Theorem and Kinetic Energy 147
- 6.3 Gravitational Potential Energy 153
- 6.4 Conservative Versus Nonconservative Forces 155
- 6.5 The Conservation of Mechanical Energy 157
- 6.6 Nonconservative Forces and the Work–Energy Theorem 161



- 6.7 Power 162**
- 6.8 Other Forms of Energy and the Conservation of Energy 164**
- 6.9 Work Done by a Variable Force 164**
- Concept Summary 166
- Focus on Concepts 167
- Problems 168
- Additional Problems 172
- Concepts and Calculations Problems 173
- Team Problems 174

## 7 Impulse and Momentum 175

---

- 7.1 The Impulse–Momentum Theorem 175**
- 7.2 The Principle of Conservation of Linear Momentum 179**
- 7.3 Collisions in One Dimension 184**
- 7.4 Collisions in Two Dimensions 189**
- 7.5 Center of Mass 189**
- Concept Summary 192
- Focus on Concepts 193
- Problems 194
- Additional Problems 197
- Concepts and Calculations Problems 198
- Team Problems 199

## 8 Rotational Kinematics 200

---

- 8.1 Rotational Motion and Angular Displacement 200**
- 8.2 Angular Velocity and Angular Acceleration 203**
- 8.3 The Equations of Rotational Kinematics 205**
- 8.4 Angular Variables and Tangential Variables 208**
- 8.5 Centripetal Acceleration and Tangential Acceleration 210**
- 8.6 Rolling Motion 213**
- 8.7 \*The Vector Nature of Angular Variables 214**
- Concept Summary 215
- Focus on Concepts 216
- Problems 216
- Additional Problems 220
- Concepts and Calculations Problems 221
- Team Problems 222

## 9 Rotational Dynamics 223

---

- 9.1 The Action of Forces and Torques on Rigid Objects 223**
- 9.2 Rigid Objects in Equilibrium 226**
- 9.3 Center of Gravity 231**
- 9.4 Newton’s Second Law for Rotational Motion About a Fixed Axis 236**
- 9.5 Rotational Work and Energy 241**
- 9.6 Angular Momentum 244**

- Concept Summary 246
- Focus on Concepts 247
- Problems 248
- Additional Problems 254
- Concepts and Calculations Problems 255
- Team Problems 256

## 10 Simple Harmonic Motion and Elasticity 257

---

- 10.1 The Ideal Spring and Simple Harmonic Motion 257**
- 10.2 Simple Harmonic Motion and the Reference Circle 261**
- 10.3 Energy and Simple Harmonic Motion 267**
- 10.4 The Pendulum 270**
- 10.5 Damped Harmonic Motion 273**
- 10.6 Driven Harmonic Motion and Resonance 274**
- 10.7 Elastic Deformation 275**
- 10.8 Stress, Strain, and Hooke’s Law 279**
- Concept Summary 280
- Focus on Concepts 281
- Problems 282
- Additional Problems 287
- Concepts and Calculations Problems 288
- Team Problems 288

## 11 Fluids 289

---

- 11.1 Mass Density 289**
- 11.2 Pressure 291**
- 11.3 Pressure and Depth in a Static Fluid 293**
- 11.4 Pressure Gauges 297**
- 11.5 Pascal’s Principle 298**
- 11.6 Archimedes’ Principle 300**
- 11.7 Fluids in Motion 305**
- 11.8 The Equation of Continuity 307**
- 11.9 Bernoulli’s Equation 309**
- 11.10 Applications of Bernoulli’s Equation 311**
- 11.11 \*Viscous Flow 314**
- Concept Summary 317
- Focus on Concepts 318
- Problems 319
- Additional Problems 323
- Concepts and Calculations Problems 324
- Team Problems 325

## 12 Temperature and Heat 326

---

- 12.1 Common Temperature Scales 326**
- 12.2 The Kelvin Temperature Scale 328**
- 12.3 Thermometers 329**
- 12.4 Linear Thermal Expansion 330**
- 12.5 Volume Thermal Expansion 337**
- 12.6 Heat and Internal Energy 339**

**12.7 Heat and Temperature Change: Specific Heat Capacity 340****12.8 Heat and Phase Change: Latent Heat 343****12.9 \*Equilibrium Between Phases of Matter 347****12.10 \*Humidity 350**

Concept Summary 352

Focus on Concepts 352

Problems 353

Additional Problems 358

Concepts and Calculations Problems 358

Team Problems 359

**13 The Transfer of Heat 360**

---

**13.1 Convection 360****13.2 Conduction 363****13.3 Radiation 370****13.4 Applications 373**

Concept Summary 375

Focus on Concepts 375

Problems 376

Additional Problems 378

Concepts and Calculations Problems 379

Team Problems 379

**14 The Ideal Gas Law and Kinetic Theory 380**

---

**14.1 Molecular Mass, the Mole, and Avogadro's Number 380****14.2 The Ideal Gas Law 383****14.3 Kinetic Theory of Gases 388****14.4 \*Diffusion 392**

Concept Summary 395

Focus on Concepts 396

Problems 397

Additional Problems 399

Concepts and Calculations Problems 400

Team Problems 400

**15 Thermodynamics 401**

---

**15.1 Thermodynamic Systems and Their Surroundings 401****15.2 The Zeroth Law of Thermodynamics 402****15.3 The First Law of Thermodynamics 402****15.4 Thermal Processes 404****15.5 Thermal Processes Using an Ideal Gas 408****15.6 Specific Heat Capacities 411****15.7 The Second Law of Thermodynamics 412****15.8 Heat Engines 413****15.9 Carnot's Principle and the Carnot Engine 414****15.10 Refrigerators, Air Conditioners, and Heat Pumps 417****15.11 Entropy 420****15.12 The Third Law of Thermodynamics 425**

Concept Summary 425

Focus on Concepts 426

Problems 427

Additional Problems 431

Concepts and Calculations Problems 432

Team Problems 432

**16 Waves and Sound 433**

---

**16.1 The Nature of Waves 433****16.2 Periodic Waves 435****16.3 The Speed of a Wave on a String 436****16.4 \*The Mathematical Description of a Wave 439****16.5 The Nature of Sound 439****16.6 The Speed of Sound 442****16.7 Sound Intensity 446****16.8 Decibels 448****16.9 The Doppler Effect 450****16.10 Applications of Sound in Medicine 454****16.11 \*The Sensitivity of the Human Ear 455**

Concept Summary 456

Focus on Concepts 457

Problems 458

Additional Problems 463

Concepts and Calculations Problems 464

Team Problems 464

**17 The Principle of Linear Superposition and Interference Phenomena 465**

---

**17.1 The Principle of Linear Superposition 465****17.2 Constructive and Destructive Interference of Sound Waves 466****17.3 Diffraction 470****17.4 Beats 473****17.5 Transverse Standing Waves 474****17.6 Longitudinal Standing Waves 478****17.7 \*Complex Sound Waves 481**

Concept Summary 482

Focus on Concepts 483

Problems 484

Additional Problems 487

Concepts and Calculations Problems 488

Team Problems 488

**18 Electric Forces and Electric Fields 489**

---

**18.1 The Origin of Electricity 489****18.2 Charged Objects and the Electric Force 490****18.3 Conductors and Insulators 493****18.4 Charging by Contact and by Induction 493****18.5 Coulomb's Law 495****18.6 The Electric Field 500**

- 18.7** Electric Field Lines 505
- 18.8** The Electric Field Inside a Conductor: Shielding 508
- 18.9** Gauss' Law 510
- 18.10** \*Copiers and Computer Printers 513
- Concept Summary 516
- Focus on Concepts 516
- Problems 517
- Additional Problems 521
- Concepts and Calculations Problems 521
- Team Problems 522

---

## 19 Electric Potential Energy and the Electric Potential 523

---

- 19.1** Potential Energy 523
- 19.2** The Electric Potential Difference 524
- 19.3** The Electric Potential Difference Created by Point Charges 530
- 19.4** Equipotential Surfaces and Their Relation to the Electric Field 534
- 19.5** Capacitors and Dielectrics 537
- 19.6** \*Biomedical Applications of Electric Potential Differences 541
- Concept Summary 544
- Focus on Concepts 544
- Problems 546
- Additional Problems 548
- Concepts and Calculations Problems 549
- Team Problems 550

---

## 20 Electric Circuits 551

---

- 20.1** Electromotive Force and Current 551
- 20.2** Ohm's Law 553
- 20.3** Resistance and Resistivity 554
- 20.4** Electric Power 557
- 20.5** Alternating Current 559
- 20.6** Series Wiring 562
- 20.7** Parallel Wiring 565
- 20.8** Circuits Wired Partially in Series and Partially in Parallel 569
- 20.9** Internal Resistance 570
- 20.10** Kirchhoff's Rules 571
- 20.11** The Measurement of Current and Voltage 574
- 20.12** Capacitors in Series and in Parallel 575
- 20.13** RC Circuits 577
- 20.14** Safety and the Physiological Effects of Current 579
- Concept Summary 580
- Focus on Concepts 581
- Problems 582
- Additional Problems 588
- Concepts and Calculations Problems 589
- Team Problems 589

---

## 21 Magnetic Forces and Magnetic Fields 590

---

- 21.1** Magnetic Fields 590
- 21.2** The Force That a Magnetic Field Exerts on a Moving Charge 592
- 21.3** The Motion of a Charged Particle in a Magnetic Field 595
- 21.4** The Mass Spectrometer 599
- 21.5** The Force on a Current in a Magnetic Field 600
- 21.6** The Torque on a Current-Carrying Coil 602
- 21.7** Magnetic Fields Produced by Currents 605
- 21.8** Ampère's Law 612
- 21.9** Magnetic Materials 613
- Concept Summary 616
- Focus on Concepts 617
- Problems 618
- Additional Problems 623
- Concepts and Calculations Problems 624
- Team Problems 624

---

## 22 Electromagnetic Induction 625

---

- 22.1** Induced Emf and Induced Current 625
- 22.2** Motional Emf 627
- 22.3** Magnetic Flux 631
- 22.4** Faraday's Law of Electromagnetic Induction 634
- 22.5** Lenz's Law 637
- 22.6** \*Applications of Electromagnetic Induction to the Reproduction of Sound 640
- 22.7** The Electric Generator 641
- 22.8** Mutual Inductance and Self-Inductance 646
- 22.9** Transformers 649
- Concept Summary 652
- Focus on Concepts 653
- Problems 654
- Additional Problems 659
- Concepts and Calculations Problems 659
- Team Problems 660

---

## 23 Alternating Current Circuits 661

---

- 23.1** Capacitors and Capacitive Reactance 661
- 23.2** Inductors and Inductive Reactance 664
- 23.3** Circuits Containing Resistance, Capacitance, and Inductance 665
- 23.4** Resonance in Electric Circuits 670
- 23.5** Semiconductor Devices 672
- Concept Summary 678
- Focus on Concepts 679
- Problems 680
- Additional Problems 681
- Concepts and Calculations Problems 682
- Team Problems 683

## 24 Electromagnetic Waves 684

---

- 24.1** The Nature of Electromagnetic Waves 684
- 24.2** The Electromagnetic Spectrum 688
- 24.3** The Speed of Light 690
- 24.4** The Energy Carried by Electromagnetic Waves 692
- 24.5** The Doppler Effect and Electromagnetic Waves 695
- 24.6** Polarization 697
- Concept Summary 704
- Focus on Concepts 704
- Problems 705
- Additional Problems 708
- Concepts and Calculations Problems 709
- Team Problems 710

## 25 The Reflection of Light: Mirrors 711

---

- 25.1** Wave Fronts and Rays 711
- 25.2** The Reflection of Light 712
- 25.3** The Formation of Images by a Plane Mirror 713
- 25.4** Spherical Mirrors 716
- 25.5** The Formation of Images by Spherical Mirrors 718
- 25.6** The Mirror Equation and the Magnification Equation 722
- Concept Summary 728
- Focus on Concepts 728
- Problems 729
- Additional Problems 731
- Concepts and Calculations Problems 731
- Team Problems 732

## 26 The Refraction of Light: Lenses and Optical Instruments 733

---

- 26.1** The Index of Refraction 733
- 26.2** Snell's Law and the Refraction of Light 734
- 26.3** Total Internal Reflection 739
- 26.4** Polarization and the Reflection and Refraction of Light 745
- 26.5** The Dispersion of Light: Prisms and Rainbows 746
- 26.6** Lenses 748
- 26.7** The Formation of Images by Lenses 749
- 26.8** The Thin-Lens Equation and the Magnification Equation 752
- 26.9** Lenses in Combination 755
- 26.10** The Human Eye 756
- 26.11** Angular Magnification and the Magnifying Glass 761
- 26.12** The Compound Microscope 763
- 26.13** The Telescope 764
- 26.14** Lens Aberrations 765
- Concept Summary 767
- Focus on Concepts 768
- Problems 769

- Additional Problems 775
- Concepts and Calculations Problems 775
- Team Problems 776

## 27 Interference and the Wave Nature of Light 777

---

- 27.1** The Principle of Linear Superposition 777
- 27.2** Young's Double-Slit Experiment 779
- 27.3** Thin-Film Interference 782
- 27.4** The Michelson Interferometer 786
- 27.5** Diffraction 787
- 27.6** Resolving Power 791
- 27.7** The Diffraction Grating 796
- 27.8** \*Compact Discs, Digital Video Discs, and the Use of Interference 798
- 27.9** X-Ray Diffraction 799
- Concept Summary 801
- Focus on Concepts 802
- Problems 803
- Additional Problems 805
- Concepts and Calculations Problems 806
- Team Problems 807

## 28 Special Relativity 808

---

- 28.1** Events and Inertial Reference Frames 808
- 28.2** The Postulates of Special Relativity 809
- 28.3** The Relativity of Time: Time Dilation 811
- 28.4** The Relativity of Length: Length Contraction 815
- 28.5** Relativistic Momentum 817
- 28.6** The Equivalence of Mass and Energy 819
- 28.7** The Relativistic Addition of Velocities 824
- Concept Summary 827
- Focus on Concepts 827
- Problems 828
- Additional Problems 830
- Concepts and Calculations Problems 831
- Team Problems 831

## 29 Particles and Waves 832

---

- 29.1** The Wave-Particle Duality 832
- 29.2** Blackbody Radiation and Planck's Constant 833
- 29.3** Photons and the Photoelectric Effect 834
- 29.4** The Momentum of a Photon and the Compton Effect 840
- 29.5** The De Broglie Wavelength and the Wave Nature of Matter 843
- 29.6** The Heisenberg Uncertainty Principle 845
- Concept Summary 849
- Focus on Concepts 849
- Problems 850

Additional Problems 852  
 Concepts and Calculations Problems 852  
 Team Problems 852

## **30** The Nature of the Atom **853**

---

**30.1** Rutherford Scattering and the Nuclear Atom **853**  
**30.2** Line Spectra **855**  
**30.3** The Bohr Model of the Hydrogen Atom **857**  
**30.4** De Broglie's Explanation of Bohr's Assumption About Angular Momentum **861**  
**30.5** The Quantum Mechanical Picture of the Hydrogen Atom **862**  
**30.6** The Pauli Exclusion Principle and the Periodic Table of the Elements **866**  
**30.7** X-Rays **868**  
**30.8** The Laser **872**  
**30.9** \*Medical Applications of the Laser **874**  
**30.10** \*Holography **876**  
 Concept Summary 878  
 Focus on Concepts 879  
 Problems 880  
 Additional Problems 883  
 Concepts and Calculations Problems 883  
 Team Problems 883

## **31** Nuclear Physics and Radioactivity **885**

---

**31.1** Nuclear Structure **885**  
**31.2** The Strong Nuclear Force and the Stability of the Nucleus **887**  
**31.3** The Mass Defect of the Nucleus and Nuclear Binding Energy **888**  
**31.4** Radioactivity **890**  
**31.5** The Neutrino **896**  
**31.6** Radioactive Decay and Activity **897**  
**31.7** Radioactive Dating **900**  
**31.8** Radioactive Decay Series **903**  
**31.9** Radiation Detectors **904**

Concept Summary 906  
 Focus on Concepts 907  
 Problems 908  
 Additional Problems 910  
 Concepts and Calculations Problems 910  
 Team Problems 910

## **32** Ionizing Radiation, Nuclear Energy, and Elementary Particles **911**

---

**32.1** Biological Effects of Ionizing Radiation **911**  
**32.2** Induced Nuclear Reactions **915**  
**32.3** Nuclear Fission **916**  
**32.4** Nuclear Reactors **919**  
**32.5** Nuclear Fusion **920**  
**32.6** Elementary Particles **922**  
**32.7** Cosmology **928**  
 Concept Summary 931  
 Focus on Concepts 932  
 Problems 932  
 Additional Problems 934  
 Concepts and Calculations Problems 935  
 Team Problems 935

## Appendixes **A-1**

---

APPENDIX **A** Powers of Ten and Scientific Notation **A-1**  
 APPENDIX **B** Significant Figures **A-1**  
 APPENDIX **C** Algebra **A-2**  
 APPENDIX **D** Exponents and Logarithms **A-3**  
 APPENDIX **E** Geometry and Trigonometry **A-4**  
 APPENDIX **F** Selected Isotopes **A-5**  
  
 ANSWERS TO CHECK YOUR UNDERSTANDING **A-10**  
  
 ANSWERS TO ODD-NUMBERED PROBLEMS **A-18**  
  
 INDEX **I-1**

**Note:** Chapter sections marked with an asterisk (\*) can be omitted with little impact to the overall development of the material.

# Our Vision and the WileyPLUS with ORION Advantage

## Our Vision

*Our goal is to provide students with the skills they need to succeed in this course, and instructors with the tools they need to develop those skills.*

## Skills Development

One of the great strengths of this text is the synergistic relationship between conceptual understanding, problem solving, and establishing relevance. We identify here some of the core features of the text that support these synergies.

**Conceptual Understanding** Students often regard physics as a collection of equations that can be used blindly to solve problems. However, a good problem-solving technique does not begin with equations. It starts with a firm grasp of physics concepts and how they fit together to provide a coherent description of natural phenomena. Helping students develop a conceptual understanding of physics principles is a primary goal of this text. The features in the text that work toward this goal are:

- *Lecture Videos* (one for each section of the text)
- *Conceptual Examples*
- *Concepts & Calculations* problems (now with video solutions)
- *Focus on Concepts* homework material
- *Check Your Understanding* questions
- *Concept Simulations* (an online feature)

**Problem Solving** The ability to reason in an organized and mathematically correct manner is essential to solving problems, and helping students to improve their reasoning skills is also one of our primary goals. To this end, we have included the following features:

- *Math Skills boxes* for just-in-time delivery of math support
- *Explicit reasoning steps* in all examples
- *Reasoning Strategies* for solving certain classes of problems
- *Analyzing Multiple-Concept Problems*
- *Video Support and Tutorials* (in WileyPLUS)
  - Physics Demonstration Videos
  - Video Help
  - Concept Simulations
- *Problem Solving Insights*

**Relevance** Since it is always easier to learn something new if it can be related to day-to-day living, we want to show students that

physics principles come into play over and over again in their lives. To emphasize this goal, we have included a wide range of applications of physics principles. Many of these applications are biomedical in nature (for example, wireless capsule endoscopy). Others deal with modern technology (for example, 3-D movies). Still others focus on things that we take for granted in our lives (for example, household plumbing). To call attention to the applications we have used the label **The Physics of**.

## The WileyPLUS with ORION Advantage

*WileyPLUS* is an innovative, research-based online environment for effective teaching and learning. The hallmark of *WileyPLUS* with ORION for this text is that the media- and text-based resources are all created by the authors of the project, providing a seamless presentation of content.

*WileyPLUS* builds students' confidence because it takes the guesswork out of studying by providing students with a clear roadmap: **what to do, how to do it, if they did it right.**

With *WileyPLUS*, our efficacy research shows that students improve their outcomes by as much as one letter grade. *WileyPLUS* helps students take more initiative, so you'll have greater impact on their achievement in the classroom and beyond.

## With WileyPLUS, instructors receive:

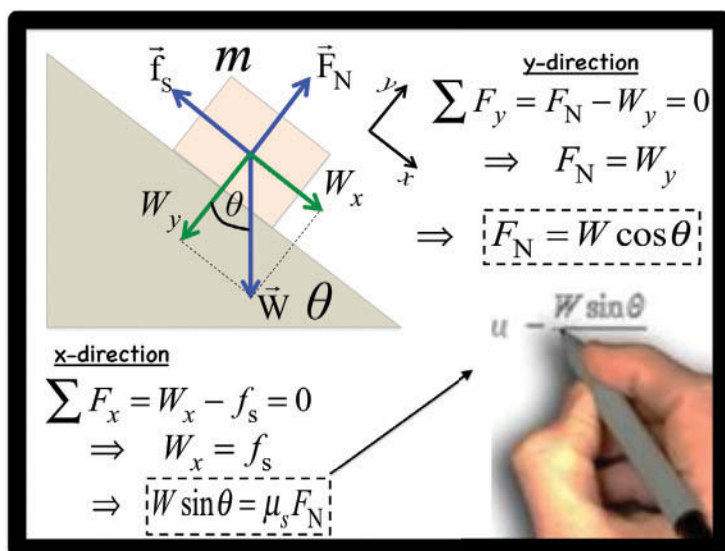
- **WileyPLUS Quickstart:** *WileyPLUS* comes with a pre-created course plan designed by the author team exclusively for this course. The course plan includes both conceptual assignments and problem-solving assignments, and is found in the Quickstart menu.
- **Breadth and Depth of Assessment:** *WileyPLUS* contains a wealth of online questions and problems for creating online homework and assessment including:
  - ALL end-of-chapter questions, plus favorites from past editions not found in the printed text, coded algorithmically, each with at least one form of instructor-controlled question assistance (GO tutorials, hints, link to text, video help)
  - Simulation, animation, and video-based questions
  - Free body and vector drawing questions
  - Test bank questions
- **Gradebook:** *WileyPLUS* provides instant access to reports on trends in class performance, student use of course materials, and progress toward learning objectives, thereby helping instructors' decisions and driving classroom discussion.

## With WileyPLUS, students receive:

- The complete digital textbook, saving students up to 60% off the cost of a printed text
- Question assistance, including links to relevant sections in the online digital textbook
- Immediate feedback and proof of progress, 24/7
- Integrated, multimedia resources—including animations, simulations, video demonstrations, and much more—that provide multiple study paths and encourage more active learning
- GO Tutorials
- Chalkboard Videos
- Free Body Diagram/Vector Drawing Questions

## New to WileyPlus for the Eleventh Edition

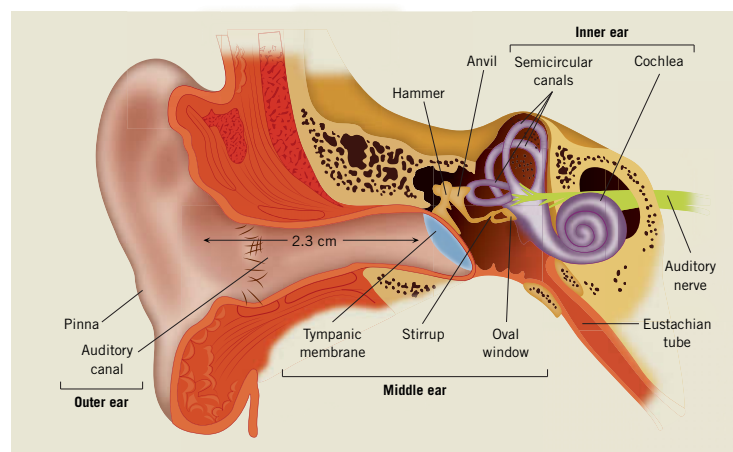
**Lecture Videos** Short video lectures (259 in all!) have been created and are narrated by the authors for *every section* of the book. These animated lectures are 2–10 minutes in length, and introduce the basic concepts and learning objectives of each section. Each video is accompanied by questions that can be assigned and graded within WileyPLUS, which are designed to check the students' understanding of the video lecture content. Other than providing another learning medium that can be accessed by the students at their convenience, these videos are designed to accommodate other learning strategies. For instance, an instructor can create a full video lecture by building a sequence of videos, section by section, and assigning corresponding questions that the students must complete before class. This functionality is well suited for “flipping the classroom,” although it also serves a purpose for conventional lecturing, such as reading quizzes that can be administered outside of lecture. The videos also serve well for reviewing before exams. This comprehensive set of customizable lectures and questions is also suitable for online courses, where students otherwise rely solely on written content.



**Team Problems** In each chapter we have introduced two new “team problems” in the end-of-chapter problems that are designed for group problem-solving exercises. These are context-rich problems of medium difficulty designed for group cooperation, but may also be tackled by the individual student. Many of these problems read like parts of an adventure story, where the student (or their team) is the main character. The motivation for each problem is clear and personal—the pronoun “you” is used throughout, and the problem statements often start with “You and your team need to ...”. Pictures and diagrams are not given with these problems except in rare cases. Students must visualize the problems and discuss strategies with their team members to solve them. The problems require two or more steps/multiple concepts (hence the “medium” difficulty level) and may require basic principles learned earlier. Sometimes, there is no specific target variable given, but rather questions like *Will it work?* or *Is it safe?* Suggested solutions are given in the Instructor Solutions Manual.

**The Physics of Problems** The text now contains 294 real-world application examples that reflect our commitment to showing students how relevant physics is in their lives. Each application is identified in the text with the label **The Physics of**. A subset of these examples focuses on biomedical applications, and we have increased their number by 40% in the new edition. Students majoring in biomedical and life sciences will find new examples in every chapter covering topics such as cooling the human brain, abdominal aortic aneurysms, the mechanical properties of bone, and many more! The application of physics principles to biomedical problems in these examples is similar to what premed students will encounter in the *Chemical and Physical Foundations of Biological Systems Passages* section of the MCAT. All biomedical examples and end-of-chapter problems will be marked with the **BIO** icon.

### EXAMPLE 7 | **BIO** The Physics of Hearing Loss—Standing Waves in the Ear

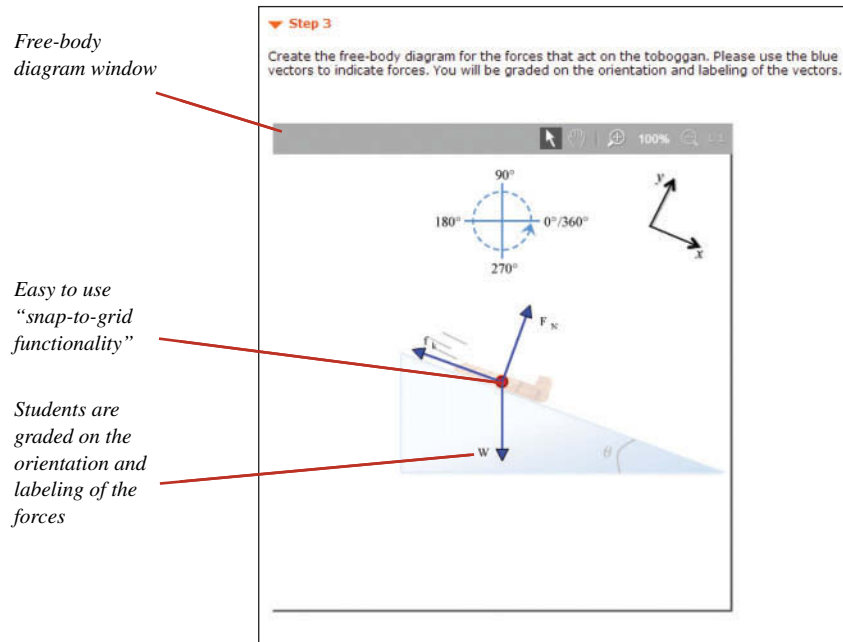


**Interactive Graphics** The online reading experience within WileyPLUS has been enhanced with the addition of “Interactive Graphics.” Several static figures in each chapter have been transformed to include interactive elements. These graphics drive students to be more engaged with the extensive art program and allow them to more easily absorb complex and/or long multi-part figures.

## Also Available in WileyPLUS

**Free-Body Diagram (FBD) Tools** For many problems involving multiple forces, an interactive free-body diagram tool in

WileyPLUS is used to construct the diagram. It is essential for students to practice drawing FBDs, as that is the critical first step in solving many equilibrium and non-equilibrium problems with Newton's second law.

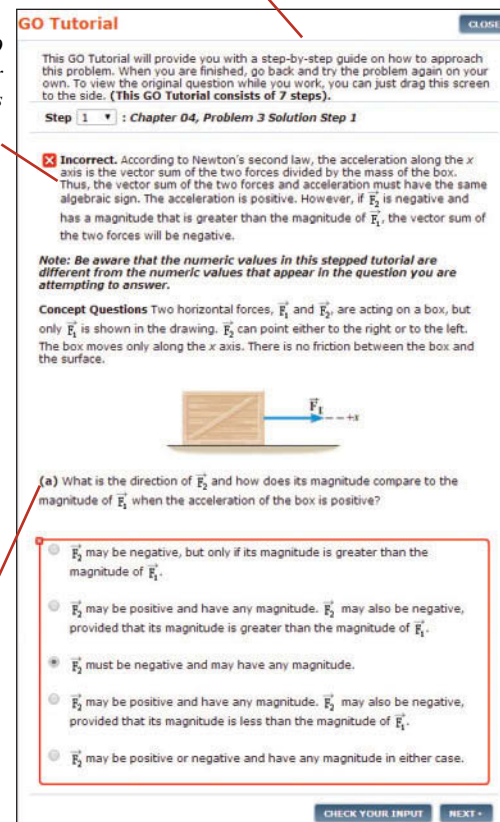
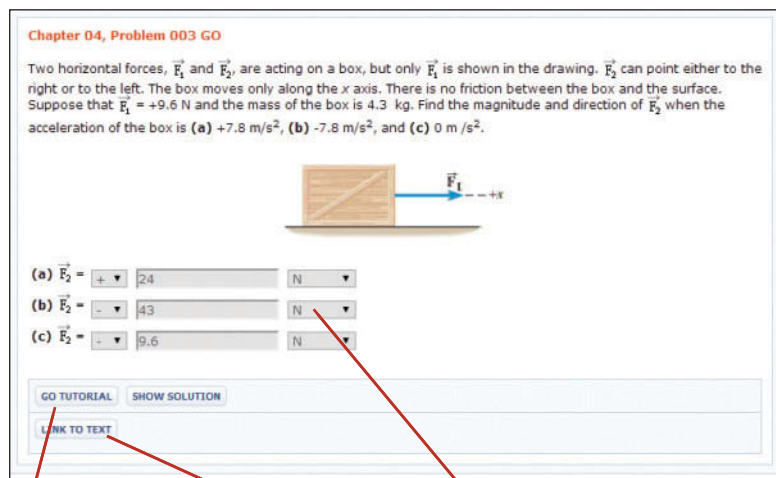


**GO Tutorial Problems** Some of the homework problems found in the collection at the end of each chapter are marked with a special **GO** icon. All of these problems are available for assignment via an online homework management program such as WileyPLUS

or WebAssign. There are now 550 **GO** problems in the tenth edition. Each of these problems in WileyPLUS includes a guided tutorial option (not graded) that instructors can make available for student access with or without penalty.

The GO tutorial

Multiple-choice questions in the GO tutorial include extensive feedback for both correct and incorrect answers



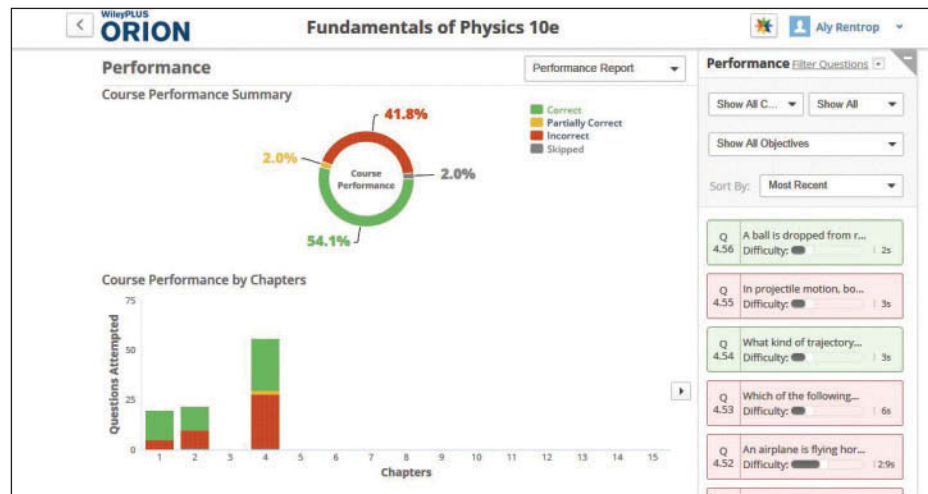
Access to the GO tutorial

Access to a relevant text example

Answer input, including direction and units

Multiple-choice questions guide students to the proper conceptual basis for the problem. The GO tutorial also includes calculational steps





**WileyPLUS with ORION** provides students with a personal, adaptive learning experience so they can build their proficiency on concepts and use their study time effectively.

Unique to ORION, students begin by taking a quick diagnostic for any chapter. This will determine each student's baseline proficiency on each topic in the chapter. Students see their individual diagnostic report to help them decide what to do next with the help of ORION's recommendations.

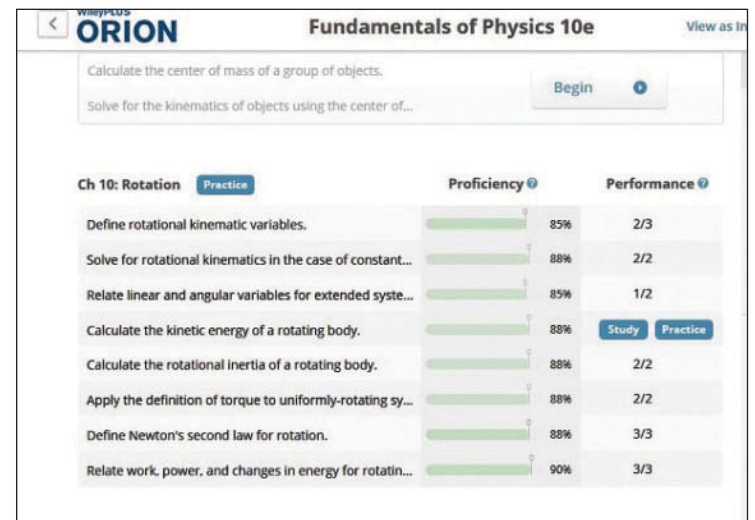
For each topic, students can either Study or Practice. **Study** directs the student to the specific topic they choose in *WileyPLUS*, where they can read from the e-textbook, or use the variety of relevant resources available there. Students can also **Practice**, using questions and feedback powered by ORION's adaptive learning engine. Based on the results of their diagnostic and ongoing practice, ORION will present students with questions appropriate for their current level of understanding, and will continuously adapt to each student, helping them build their proficiency.

ORION includes a number of reports and ongoing recommendations for students to help them maintain their proficiency over time for each topic. Students can easily access ORION from multiple places within *WileyPLUS*. It does not require any additional registration, and there is not any additional cost for students using this adaptive learning system.

**About the Adaptive Engine** ORION includes a powerful algorithm that feeds questions to students based on their responses to the diagnostic and to the practice questions. Students who answer questions correctly at one difficulty level will soon be given questions at the next difficulty level. If students start to answer some of those questions incorrectly, the system will present questions of lower difficulty. The adaptive engine also takes into account other factors, such as reported confidence levels, time spent on each question, and changes in response options before submitting answers.

The questions used for the adaptive practice are numerous and are not found in the *WileyPLUS* assignment area. This ensures that students will not be encountering questions in ORION that they may also encounter in their *WileyPLUS* assessments.

ORION also offers a number of reporting options available for instructors, so that instructors can easily monitor student usage and performance.



## How to access *WileyPLUS* with ORION

To access *WileyPLUS*, students need a *WileyPLUS* registration code. This can be purchased stand-alone or the code can be bundled with the book. For more information and/or to request a *WileyPLUS* demonstration, contact your local Wiley sales representative or visit [www.wileyplus.com](http://www.wileyplus.com).

## Acknowledgments

The publishing world is changing rapidly! The digital age is here, and college textbooks must evolve with the times. How today's students obtain and process information is very different than it was just 10 years ago. Our goal as authors is to provide the best content we can and deliver it to today's students in ways that are both efficient and pedagogically effective. This paradigm shift in textbook publishing from largely print-based media to both print and digital content leads to uncharted waters, and we rely, now more than ever, on a talented team of people who are essential in completing such an enormous and multifaceted project. As the authors, we are immensely grateful for their guidance and insight.

We would like to especially acknowledge Jessica Fiorillo, our Executive Editor. We depend upon her experience and vast knowledge of the industry, as well as her encouragement and suggestions. Creating the new content for this edition has been, at times, tedious, to say the least. Her infectious enthusiasm has kept us going, and we are certainly grateful for that.

We had the pleasure of working with our Production Editor, Elizabeth Swain, on the previous edition of the book and during the early stages of this new edition. She has been a consummate professional during the copy-editing process. While our interaction with Elizabeth was relatively short, considering her long career at Wiley, we and the title have benefited greatly from her hard work and experience.

We owe a tremendous thank you to our Project Manager, Jennifer Yee, for managing our revision timeline and assuming much of the responsibility of a production editor. She did a wonderful job in providing us with up-to-date information throughout the process. We must also acknowledge Mahtab Khan and Suresh Srinivasan with Aptara Corporation, who seamlessly assumed much of the production editor's responsibilities and kept us on track.

We are lucky to work with such a talented Product Design Manager as Geraldine Osnato. She is a "digital diva"! Her expertise with the online environment and her knowledge of the pedagogy combine to form a web-based platform that enhances student learning. Geraldine is so good at her job that there is little possibility she will leave to become a professional bull rider. Thank you also to Lindsey Meyers, Assistant Development Editor, for taking the reins on the new *Interactive Graphics* feature of the online text. Some of the functionality we designed was difficult to implement, but she made it work. Thank you!

We are very fortunate to work with Kristy Ruff, who is the Executive Market Development Manager for Science at Wiley. She understands the needs of our students and promotes the vision of the text by focusing on what we do best—content! This title would not have the success it does without her efforts in guiding the marketing strategy. Thank you, Kristy!

The final and polished version of the text represents the culmination of the efforts by many team members, including Copy Editor and Proofreader, Bret Workman; Senior Photo Editor, Mary Ann Price; Media Specialist, Patricia Gutierrez; Senior Content Manager, Lana Barskaya; Marketing Assistant, Maggie Joest; and Text Designer and Cover Designer, Wendy Lai.

One of the many facets of the book is the extensive supplemental package, including the solutions manuals. We are grateful to Editorial Assistant, Ayantika Chatterjee, and Assistant Development Editor, Lindsey Myers, for the flawless assembly of these important components.

We are also grateful to Ayantika Chatterjee, Editorial Assistant, for help in facilitating the flow of the manuscript through its various production stages.

We owe a special thank you to Petra Recter, who was a former publisher on this title and who now is the Vice President & Director of Science. Thank

you for staying committed to the Cutnell franchise, providing us such a great team to improve the text, and being such a strong advocate for the physics program at Wiley.

Last, but certainly not least, we thank the sales representatives of John Wiley & Sons, Inc. You are very special members of our team. Your professionalism and knowledge of the book's features, the online content, and its functionality is pivotal to the success of the book. We are very grateful for your tireless promotional efforts.

We are particularly indebted to Dayna Leaman. More than just our local Account Manager, she is also our friend. You have been supportive on so many levels, and we are absolutely certain that we would not have been afforded this wonderful opportunity had it not been for your support. Managing multiple adoptions across several states is not easy, and we benefit greatly from your hard work. Thank you, Dayna!

Many of our physics colleagues and their students have generously shared their ideas about good pedagogy with us and improved the text by pointing out our errors. For all of their suggestions, we are grateful. They have helped us to write more clearly and accurately and have influenced markedly the evolution of this text. To the reviewers of this and previous editions, we especially owe a large debt of gratitude. Specifically, we thank:

Lai Cao, Baton Rouge Magnet High School  
 Candee Chambers-Colbeck, Maryville University  
 Diana Driscoll, Case Western Reserve University  
 Robert Egler, North Carolina State University  
 Sambandamurthy Ganapathy, The State University of New York at Buffalo  
 Joseph Ganem, Loyola University Maryland  
 Jasper Halekas, University of Iowa  
 Lilit Haroyan, East Los Angeles College  
 Klaus Honscheid, Ohio State University  
 Craig Kleitzing, University of Iowa  
 Kriton Papavasiliou, Virginia Polytechnic Institute and State University  
 Payton Parker, Midlothian Heritage High School  
 Christian Prewitt, Midlothian Heritage High School  
 Joshua Ravenscraft, Vernon Hills High School and College of Lake County  
 Brian Schuft, North Carolina A&T State University  
 Andreas Shalchi, University of Manitoba  
 Deepshikha Shukla, Rockford University  
 Jennifer Snyder, San Diego Mesa College  
 Richard Taylor, University of Oregon  
 Beth Thacker, Texas Tech University  
 Anne Topper, Queen's University  
 David Ulrich, Portland Community College

**About the cover:** The cover image shows an artist's rendition of a synaptic gap between an axon and a dendrite of a human nerve cell. Just like the wires in the electrical system of your home, the nerve cells make connections in circuits called neural pathways. The transmission of chemical signals between the axon and dendrite relies on the electrical potential difference across the gap, which is a topic in Volume 2 of the text. Our hope is that this book and its resources will help you develop some new neural pathways of your own!

In spite of our best efforts to produce an error-free book, errors no doubt remain. They are solely our responsibility, and we would appreciate hearing of any that you find. We hope that this text makes learning and teaching physics easier and more enjoyable, and we look forward to hearing about your experiences with it. Please feel free to write us care of Physics Editor, Global Education, John Wiley & Sons, Inc., 111 River Street, Hoboken, NJ 07030, or contact the authors at [dyoun14@gmail.com](mailto:dyoun14@gmail.com) or [ssadler23@gmail.com](mailto:ssadler23@gmail.com).



Photo 12/Alamy Stock Photo

The animation techniques and special effects used in the film *The Avengers* rely on computers and mathematical concepts such as trigonometry and vectors. Such mathematical concepts will be very useful throughout this book in our discussion of physics.

# Introduction and Mathematical Concepts

## 1.1 The Nature of Physics

Physics is the most basic of the sciences, and it is at the very root of subjects like chemistry, engineering, astronomy, and even biology. The discipline of physics has developed over many centuries, and it continues to evolve. It is a mature science, and its laws encompass a wide scope of phenomena that range from the formation of galaxies to the interactions of particles in the nuclei of atoms. Perhaps the most visible evidence of physics in everyday life is the eruption of new applications that have improved our quality of life, such as new medical devices, and advances in computers and high-tech communications.

The exciting feature of physics is its capacity for predicting how nature will behave in one situation on the basis of experimental data obtained in another situation. Such predictions place physics at the heart of modern technology and, therefore, can have a tremendous impact on our lives. Rocketry and the development of space travel have their roots firmly planted in the physical laws of Galileo Galilei (1564–1642) and Isaac Newton (1642–1727). The transportation industry relies heavily on physics in the development of engines and the design of aerodynamic vehicles. Entire electronics and computer industries owe their existence to the invention of the transistor, which grew directly out of the laws of physics that describe the electrical behavior of solids. The telecommunications industry depends extensively on electromagnetic waves,

### LEARNING OBJECTIVES

After reading this module, you should be able to...

- 1.1 Describe the fundamental nature of physics.
- 1.2 Describe different systems of units.
- 1.3 Solve unit conversion problems.
- 1.4 Solve trigonometry problems.
- 1.5 Distinguish between vectors and scalars.
- 1.6 Solve vector addition and subtraction problems by graphical methods.
- 1.7 Calculate vector components.
- 1.8 Solve vector addition and subtraction problems using components.

Courtesy NIST Archives




**FIGURE 1.1** The standard platinum–iridium meter bar.

Science Source



**FIGURE 1.2** The standard platinum–iridium kilogram is kept at the International Bureau of Weights and Measures in Sèvres, France. This copy of it was assigned to the United States in 1889 and is housed at the National Institute of Standards and Technology.

© Geoffrey Wheeler



**FIGURE 1.3** This atomic clock, the NIST-F1, keeps time with an uncertainty of about one second in sixty million years.

**TABLE 1.1** Units of Measurement

	System		
	SI	CGS	BE
Length	Meter (m)	Centimeter (cm)	Foot (ft)
Mass	Kilogram (kg)	Gram (g)	Slug (sl)
Time	Second (s)	Second (s)	Second (s)

whose existence was predicted by James Clerk Maxwell (1831–1879) in his theory of electricity and magnetism. The medical profession uses X-ray, ultrasonic, and magnetic resonance methods for obtaining images of the interior of the human body, and physics lies at the core of all these. Perhaps the most widespread impact in modern technology is that due to the laser. Fields ranging from space exploration to medicine benefit from this incredible device, which is a direct application of the principles of atomic physics.

Because physics is so fundamental, it is a required course for students in a wide range of major areas. We welcome you to the study of this fascinating topic. You will learn how to see the world through the “eyes” of physics and to reason as a physicist does. In the process, you will learn how to apply physics principles to a wide range of problems. We hope that you will come to recognize that physics has important things to say about your environment.

## 1.2 Units

Physics experiments involve the measurement of a variety of quantities, and a great deal of effort goes into making these measurements as accurate and reproducible as possible. The first step toward ensuring accuracy and reproducibility is defining the units in which the measurements are made.

In this text, we emphasize the system of units known as **SI units**, which stands for the French phrase “Le Système International d’Unités.” By international agreement, this system employs the **meter** (m) as the unit of length, the **kilogram** (kg) as the unit of mass, and the **second** (s) as the unit of time. Two other systems of units are also in use, however. The CGS system utilizes the centimeter (cm), the gram (g), and the second for length, mass, and time, respectively, and the BE or British Engineering system (the gravitational version) uses the foot (ft), the slug (sl), and the second. **Table 1.1** summarizes the units used for length, mass, and time in the three systems.

Originally, the meter was defined in terms of the distance measured along the earth’s surface between the north pole and the equator. Eventually, a more accurate measurement standard was needed, and by international agreement the meter became the distance between two marks on a bar of platinum–iridium alloy (see **Figure 1.1**) kept at a temperature of 0 °C. Today, to meet further demands for increased accuracy, the meter is defined as the distance that light travels in a vacuum in a time of 1/299 792 458 second. This definition arises because the speed of light is a universal constant that is defined to be 299 792 458 m/s.

The definition of a kilogram as a unit of mass has also undergone changes over the years. As Chapter 4 discusses, the mass of an object indicates the tendency of the object to continue in motion with a constant velocity. Originally, the kilogram was expressed in terms of a specific amount of water. Today, one kilogram is defined to be the mass of a standard cylinder of platinum–iridium alloy, like the one in **Figure 1.2**.

As with the units for length and mass, the present definition of the second as a unit of time is different from the original definition. Originally, the second was defined according to the average time for the earth to rotate once about its axis, one day being set equal to 86 400 seconds. The earth’s rotational motion was chosen because it is naturally repetitive, occurring over and over again. Today, we still use a naturally occurring repetitive phenomenon to define the second, but of a very different kind. We use the electromagnetic waves emitted by cesium-133 atoms in an atomic clock like that in **Figure 1.3**. One second is defined as the time needed for 9 192 631 770 wave cycles to occur.\*

The units for length, mass, and time, along with a few other units that will arise later, are regarded as **base SI units**. The word “base” refers to the fact that these units are used along with

\*See Chapter 16 for a discussion of waves in general and Chapter 24 for a discussion of electromagnetic waves in particular.

various laws to define additional units for other important physical quantities, such as force and energy. The units for such other physical quantities are referred to as **derived** units, since they are combinations of the base units. Derived units will be introduced from time to time, as they arise naturally along with the related physical laws.

The value of a quantity in terms of base or derived units is sometimes a very large or very small number. In such cases, it is convenient to introduce larger or smaller units that are related to the normal units by multiples of ten. **Table 1.2** summarizes the prefixes that are used to denote multiples of ten. For example, 1000 or  $10^3$  meters are referred to as 1 kilometer (km), and 0.001 or  $10^{-3}$  meter is called 1 millimeter (mm). Similarly, 1000 grams and 0.001 gram are referred to as 1 kilogram (kg) and 1 milligram (mg), respectively. Appendix A contains a discussion of scientific notation and powers of ten, such as  $10^3$  and  $10^{-3}$ .

## 1.3 The Role of Units in Problem Solving

### The Conversion of Units

Since any quantity, such as length, can be measured in several different units, it is important to know how to convert from one unit to another. For instance, the foot can be used to express the distance between the two marks on the standard platinum–iridium meter bar. There are 3.281 feet in one meter, and this number can be used to convert from meters to feet, as the following example demonstrates.

#### EXAMPLE 1 | The World’s Highest Waterfall

The highest waterfall in the world is Angel Falls in Venezuela, with a total drop of 979.0 m (see **Figure 1.4**). Express this drop in feet.

**Reasoning** When converting between units, we write down the units explicitly in the calculations and treat them like any algebraic quantity. In particular, we will take advantage of the following algebraic fact: Multiplying or dividing an equation by a factor of 1 does not alter an equation.

**Solution** Since 3.281 feet = 1 meter, it follows that  $(3.281 \text{ feet}) / (1 \text{ meter}) = 1$ . Using this factor of 1 to multiply the equation “Length = 979.0 meters,” we find that

$$\text{Length} = (979.0 \text{ m})(1) = (979.0 \cancel{\text{meters}}) \left( \frac{3.281 \text{ feet}}{1 \text{ meter}} \right) = \boxed{3212 \text{ feet}}$$

The colored lines emphasize that the units of meters behave like any algebraic quantity and cancel when the multiplication is performed, leaving only the desired unit of feet to describe the answer. In this regard, note that 3.281 feet = 1 meter also implies that  $(1 \text{ meter}) / (3.281 \text{ feet}) = 1$ . However, we chose not to multiply by a factor of 1 in this form, because the units of meters would not have canceled.

A calculator gives the answer as 3212.099 feet. Standard procedures for significant figures, however, indicate that the answer should be rounded off to four significant figures, since the value of 979.0 meters is accurate to only four significant figures. In this regard, the “1 meter” in the denominator does not limit the significant figures of the answer, because this number is precisely one meter by definition of the conversion factor. Appendix B contains a review of significant figures.



© Andoni Canela/Agé Fotostock

**FIGURE 1.4** Angel Falls in Venezuela is the highest waterfall in the world.

**TABLE 1.2** Standard Prefixes Used to Denote Multiples of Ten

Prefix	Symbol	Factor <sup>a</sup>
tera	T	$10^{12}$
giga	G	$10^9$
mega	M	$10^6$
kilo	k	$10^3$
hecto	h	$10^2$
deka	da	$10^1$
deci	d	$10^{-1}$
centi	c	$10^{-2}$
milli	m	$10^{-3}$
micro	$\mu$	$10^{-6}$
nano	n	$10^{-9}$
pico	p	$10^{-12}$
femto	f	$10^{-15}$

<sup>a</sup>Appendix A contains a discussion of powers of ten and scientific notation.

**Problem-Solving Insight** In any conversion, if the units do not combine algebraically to give the desired result, the conversion has not been carried out properly.

With this in mind, the next example stresses the importance of writing down the units and illustrates a typical situation in which several conversions are required.

### EXAMPLE 2 | Interstate Speed Limit

Express the speed limit of 65 miles/hour in terms of meters/second.

**Reasoning** As in Example 1, it is important to write down the units explicitly in the calculations and treat them like any algebraic quantity. Here, we take advantage of two well-known relationships—namely, 5280 feet = 1 mile and 3600 seconds = 1 hour. As a result, (5280 feet)/(1 mile) = 1 and (3600 seconds)/(1 hour) = 1. In our solution we will use the fact that multiplying and dividing by these factors of unity does not alter an equation.

**Solution** Multiplying and dividing by factors of unity, we find the speed limit in feet per second as shown below:

$$\begin{aligned} \text{Speed} &= \left(65 \frac{\text{miles}}{\text{hour}}\right) (1)(1) = \\ & \left(65 \frac{\text{miles}}{\text{hour}}\right) \left(\frac{5280 \text{ feet}}{1 \text{ mile}}\right) \left(\frac{1 \text{ hour}}{3600 \text{ seconds}}\right) = 95 \frac{\text{feet}}{\text{second}} \end{aligned}$$

To convert feet into meters, we use the fact that (1 meter)/(3.281 feet) = 1:

$$\begin{aligned} \text{Speed} &= \left(95 \frac{\text{feet}}{\text{second}}\right) (1) = \\ & \left(95 \frac{\text{feet}}{\text{second}}\right) \left(\frac{1 \text{ meter}}{3.281 \text{ feet}}\right) = \boxed{29 \frac{\text{meters}}{\text{second}}} \end{aligned}$$

In addition to their role in guiding the use of conversion factors, units serve a useful purpose in solving problems. They can provide an internal check to eliminate errors, if they are carried along during each step of a calculation and treated like any algebraic factor.

**Problem-Solving Insight** In particular, remember that only quantities with the same units can be added or subtracted.

Thus, at one point in a calculation, if you find yourself adding 12 miles to 32 kilometers, stop and reconsider. Either miles must be converted into kilometers or kilometers must be converted into miles before the addition can be carried out.

A collection of useful conversion factors is given on the page facing the inside of the front cover. The reasoning strategy that we have followed in Examples 1 and 2 for converting between units is outlined as follows:

#### REASONING STRATEGY Converting Between Units

1. In all calculations, write down the units explicitly.
2. Treat all units as algebraic quantities. In particular, when identical units are divided, they are eliminated algebraically.
3. Use the conversion factors located on the page facing the inside of the front cover. Be guided by the fact that multiplying or dividing an equation by a factor of 1 does not alter the equation. For instance, the conversion factor of 3.281 feet = 1 meter might be applied in the form (3.281 feet)/(1 meter) = 1. This factor of 1 would be used to multiply an equation such as “Length = 5.00 meters” in order to convert meters to feet.
4. Check to see that your calculations are correct by verifying that the units combine algebraically to give the desired unit for the answer. Only quantities with the same units can be added or subtracted.

Sometimes an equation is expressed in a way that requires specific units to be used for the variables in the equation. In such cases it is important to understand why only certain units can be used in the equation, as the following example illustrates.

### EXAMPLE 3 | BIO The Physics of the Body Mass Index

The body mass index (BMI) takes into account your mass in kilograms (kg) and your height in meters (m) and is defined as follows:

$$\text{BMI} = \frac{\text{Mass in kg}}{(\text{Height in m})^2}$$

However, the BMI is often computed using the weight\* of a person in pounds (lb) and his or her height in inches (in.). Thus, the expression for the BMI incorporates these quantities, rather than the mass in kilograms and the height in meters. Starting with the definition above, determine the expression for the BMI that uses pounds and inches.

\*Weight and mass are different concepts, and the relationship between them will be discussed in Section 4.7.

**Reasoning** We will begin with the BMI definition and work separately with the numerator and the denominator. We will determine the mass in kilograms that appears in the numerator from the weight in pounds by using the fact that 1 kg corresponds to 2.205 lb. Then, we will determine the height in meters that appears in the denominator from the height in inches with the aid of the facts that 1 m = 3.281 ft and 1 ft = 12 in. These conversion factors are located on the page facing the inside of the front cover of the text.

**Solution** Since 1 kg corresponds to 2.205 lb, the mass in kilograms can be determined from the weight in pounds in the following way:

$$\text{Mass in kg} = (\text{Weight in lb}) \left( \frac{1 \text{ kg}}{2.205 \text{ lb}} \right)$$

Since 1 ft = 12 in. and 1 m = 3.281 ft, we have

$$\text{Height in m} = (\text{Height in in.}) \left( \frac{1 \text{ ft}}{12 \text{ in.}} \right) \left( \frac{1 \text{ m}}{3.281 \text{ ft}} \right)$$

Substituting these results into the numerator and denominator of the BMI definition gives

$$\text{BMI} = \frac{\text{Mass in kg}}{(\text{Height in m})^2} = \frac{(\text{Weight in lb}) \left( \frac{1 \text{ kg}}{2.205 \text{ lb}} \right)}{(\text{Height in in.})^2 \left( \frac{1 \text{ ft}}{12 \text{ in.}} \right)^2 \left( \frac{1 \text{ m}}{3.281 \text{ ft}} \right)^2}$$

$$= \left( \frac{1 \text{ kg}}{2.205 \text{ lb}} \right) \left( \frac{12 \text{ in.}}{1 \text{ ft}} \right)^2 \left( \frac{3.281 \text{ ft}}{1 \text{ m}} \right)^2 \frac{(\text{Weight in lb})}{(\text{Height in in.})^2}$$

$$\text{BMI} = \left( 703.0 \frac{\text{kg} \cdot \text{in.}^2}{\text{lb} \cdot \text{m}^2} \right) \frac{(\text{Weight in lb})}{(\text{Height in in.})^2}$$

For example, if your weight and height are 180 lb and 71 in., your body mass index is 25 kg/m<sup>2</sup>. The BMI can be used to assess approximately whether your weight is normal for your height (see [Table 1.3](#)).

**TABLE 1.3** The Body Mass Index

BMI (kg/m <sup>2</sup> )	Evaluation
Below 18.5	Underweight
18.5–24.9	Normal
25.0–29.9	Overweight
30.0–39.9	Obese
40 and above	Morbidly obese

## Dimensional Analysis

We have seen that many quantities are denoted by specifying both a number and a unit. For example, the distance to the nearest telephone may be 8 meters, or the speed of a car might be 25 meters/second. Each quantity, according to its physical nature, requires a certain *type* of unit. Distance must be measured in a length unit such as meters, feet, or miles, and a time unit will not do. Likewise, the speed of an object must be specified as a length unit divided by a time unit. In physics, the term **dimension** is used to refer to the physical nature of a quantity and the type of unit used to specify it. Distance has the dimension of length, which is symbolized as [L], while speed has the dimensions of length [L] divided by time [T], or [L/T]. Many physical quantities can be expressed in terms of a combination of fundamental dimensions such as length [L], time [T], and mass [M]. Later on, we will encounter certain other quantities, such as temperature, which are also fundamental. A fundamental quantity like temperature cannot be expressed as a combination of the dimensions of length, time, mass, or any other fundamental dimension.

Dimensional analysis is used to check mathematical relations for the consistency of their dimensions. As an illustration, consider a car that starts from rest and accelerates to a speed  $v$  in a time  $t$ . Suppose we wish to calculate the distance  $x$  traveled by the car but are not sure whether the correct relation is  $x = \frac{1}{2}vt^2$  or  $x = \frac{1}{2}vt$ . We can decide by checking the quantities on both sides of the equals sign to see whether they have the same dimensions. If the dimensions are not the same, the relation is incorrect. For  $x = \frac{1}{2}vt^2$ , we use the dimensions for distance [L], time [T], and speed [L/T] in the following way:

$$x = \frac{1}{2}vt^2$$

**Dimensions**

$$[\text{L}] \stackrel{?}{=} \left[ \frac{\text{L}}{\text{T}} \right] [\text{T}]^2 = [\text{L}][\text{T}]$$

Dimensions cancel just like algebraic quantities, and pure numerical factors like  $\frac{1}{2}$  have no dimensions, so they can be ignored. The dimension on the left of the equals sign does not match those on the right, so the relation  $x = \frac{1}{2}vt^2$  cannot be correct. On the other hand, applying dimensional analysis to  $x = \frac{1}{2}vt$ , we find that

$$x = \frac{1}{2}vt$$

**Dimensions**

$$[\text{L}] \stackrel{?}{=} \left[ \frac{\text{L}}{\text{T}} \right] [\text{T}] = [\text{L}]$$

**Problem-Solving Insight** You can check for errors that may have arisen during algebraic manipulations by performing a dimensional analysis on the final expression.

The dimension on the left of the equals sign matches that on the right, so this relation is dimensionally correct. If we know that one of our two choices is the right one, then  $x = \frac{1}{2}vt$  is it. In the absence of such knowledge, however, dimensional analysis cannot identify the correct relation. It can only identify which choices *may be* correct, since it does not account for numerical factors like  $\frac{1}{2}$  or for the manner in which an equation was derived from physics principles.

## Check Your Understanding

(The answers are given at the end of the book.)

- (a) Is it possible for two quantities to have the same dimensions but different units?

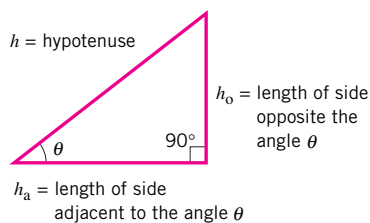
(b) Is it possible for two quantities to have the same units but different dimensions?
- You can always add two numbers that have the same units (such as 6 meters + 3 meters). Can you always add two numbers that have the same dimensions, such as two numbers that have the dimensions of length [L]?
- The following table lists four variables, along with their units:

Variable	Units
$x$	Meters (m)
$v$	Meters per second (m/s)
$t$	Seconds (s)
$a$	Meters per second squared (m/s <sup>2</sup> )

These variables appear in the following equations, along with a few numbers that have no units. In which of the equations are the units on the left side of the equals sign consistent with the units on the right side?

$$\begin{array}{ll} \text{(a)} x = vt & \text{(d)} v = at + \frac{1}{2}at^3 \\ \text{(b)} x = vt + \frac{1}{2}at^2 & \text{(e)} v^3 = 2ax^2 \\ \text{(c)} v = at & \text{(f)} t = \sqrt{\frac{2x}{a}} \end{array}$$

- In the equation  $y = c^na^t$  you wish to determine the integer value (1, 2, etc.) of the exponent  $n$ . The dimensions of  $y$ ,  $a$ , and  $t$  are known. It is also known that  $c$  has no dimensions. Can dimensional analysis be used to determine  $n$ ?



**INTERACTIVE FIGURE 1.5** A right triangle.

## 1.4 Trigonometry

Scientists use mathematics to help them describe how the physical universe works, and trigonometry is an important branch of mathematics. Three trigonometric functions are utilized throughout this text. They are the sine, the cosine, and the tangent of the angle  $\theta$  (Greek theta), abbreviated as  $\sin \theta$ ,  $\cos \theta$ , and  $\tan \theta$ , respectively. These functions are defined below in terms of the symbols given along with the right triangle in [Interactive Figure 1.5](#).

### DEFINITION OF SIN $\theta$ , COS $\theta$ , AND TAN $\theta$

$$\sin \theta = \frac{h_o}{h} \quad (1.1)$$

$$\cos \theta = \frac{h_a}{h} \quad (1.2)$$

$$\tan \theta = \frac{h_o}{h_a} \quad (1.3)$$

$h$  = length of the hypotenuse of a right triangle

$h_o$  = length of the side opposite the angle  $\theta$

$h_a$  = length of the side adjacent to the angle  $\theta$



The sine, cosine, and tangent of an angle are numbers without units, because each is the ratio of the lengths of two sides of a right triangle. Example 4 illustrates a typical application of Equation 1.3.

### EXAMPLE 4 | Using Trigonometric Functions

On a sunny day, a tall building casts a shadow that is 67.2 m long. The angle between the sun's rays and the ground is  $\theta = 50.0^\circ$ , as Figure 1.6 shows. Determine the height of the building.

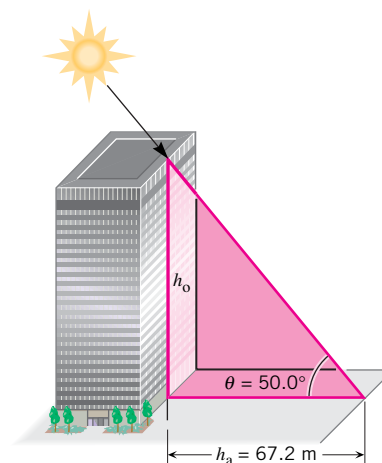
**Reasoning** We want to find the height of the building. Therefore, we begin with the colored right triangle in Figure 1.6 and identify the height as the length  $h_o$  of the side opposite the angle  $\theta$ . The length of the shadow is the length  $h_a$  of the side that is adjacent to the angle  $\theta$ . The ratio of the length of the opposite side to the length of the adjacent side is the tangent of the angle  $\theta$ , which can be used to find the height of the building.

**Solution** We use the tangent function in the following way, with  $\theta = 50.0^\circ$  and  $h_a = 67.2$  m:

$$\tan \theta = \frac{h_o}{h_a} \quad (1.3)$$

$$h_o = h_a \tan \theta = (67.2 \text{ m})(\tan 50.0^\circ) = (67.2 \text{ m})(1.19) = \boxed{80.0 \text{ m}}$$

The value of  $\tan 50.0^\circ$  is found by using a calculator.



**FIGURE 1.6** From a value for the angle  $\theta$  and the length  $h_a$  of the shadow, the height  $h_o$  of the building can be found using trigonometry.

The sine, cosine, or tangent may be used in calculations such as that in Example 4, depending on which side of the triangle has a known value and which side is asked for.

**Problem-Solving Insight** However, the choice of which side of the triangle to label  $h_o$  (opposite) and which to label  $h_a$  (adjacent) can be made only after the angle  $\theta$  is identified.

Often the values for two sides of the right triangle in Interactive Figure 1.5 are available, and the value of the angle  $\theta$  is unknown. The concept of **inverse trigonometric functions** plays an important role in such situations. Equations 1.4–1.6 give the inverse sine, inverse cosine, and inverse tangent in terms of the symbols used in the drawing. For instance, Equation 1.4 is read as “ $\theta$  equals the angle whose sine is  $h_o/h_a$ .”

$$\theta = \sin^{-1} \left( \frac{h_o}{h_a} \right) \quad (1.4)$$

$$\theta = \cos^{-1} \left( \frac{h_a}{h} \right) \quad (1.5)$$

$$\theta = \tan^{-1} \left( \frac{h_o}{h_a} \right) \quad (1.6)$$

The use of  $-1$  as an exponent in Equations 1.4–1.6 *does not mean* “take the reciprocal.” For instance,  $\tan^{-1}(h_o/h_a)$  does not equal  $1/\tan(h_o/h_a)$ . Another way to express the inverse trigonometric functions is to use arc sin, arc cos, and arc tan instead of  $\sin^{-1}$ ,  $\cos^{-1}$ , and  $\tan^{-1}$ . Example 5 illustrates the use of an inverse trigonometric function.

### EXAMPLE 5 | Using Inverse Trigonometric Functions

A lakefront drops off gradually at an angle  $\theta$ , as Figure 1.7 indicates. For safety reasons, it is necessary to know how deep the lake is at various distances from the shore. To provide some information about the depth, a lifeguard rows straight out from the shore a distance of 14.0 m

and drops a weighted fishing line. By measuring the length of the line, the lifeguard determines the depth to be 2.25 m. (a) What is the value of  $\theta$ ? (b) What would be the depth  $d$  of the lake at a distance of 22.0 m from the shore?

**Reasoning** Near the shore, the lengths of the opposite and adjacent sides of the right triangle in **Figure 1.7** are  $h_o = 2.25$  m and  $h_a = 14.0$  m, relative to the angle  $\theta$ . Having made this identification, we can use the inverse tangent to find the angle in part (a). For part (b) the opposite and adjacent sides farther from the shore become  $h_o = d$  and  $h_a = 22.0$  m. With the value for  $\theta$  obtained in part (a), the tangent function can be used to find the unknown depth. Considering the way in which the lake bottom drops off in **Figure 1.7**, we expect the unknown depth to be greater than 2.25 m.

**Solution** (a) Using the inverse tangent given in Equation 1.6, we find that

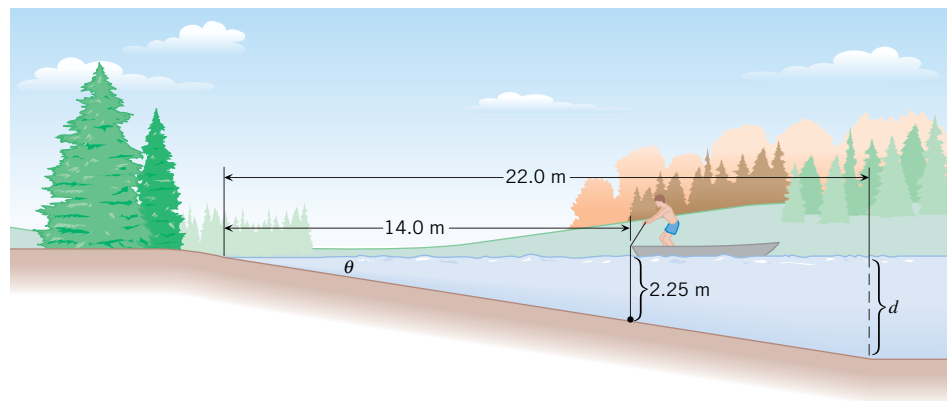
$$\theta = \tan^{-1} \left( \frac{h_o}{h_a} \right) = \tan^{-1} \left( \frac{2.25 \text{ m}}{14.0 \text{ m}} \right) = \boxed{9.13^\circ}$$

(b) With  $\theta = 9.13^\circ$ , the tangent function given in Equation 1.3 can be used to find the unknown depth farther from the shore, where  $h_o = d$  and  $h_a = 22.0$  m. Since  $\tan \theta = h_o/h_a$ , it follows that

$$h_o = h_a \tan \theta$$

$$d = (22.0 \text{ m})(\tan 9.13^\circ) = \boxed{3.54 \text{ m}}$$

which is greater than 2.25 m, as expected.



**FIGURE 1.7** If the distance from the shore and the depth of the water at any one point are known, the angle  $\theta$  can be found with the aid of trigonometry. Knowing the value of  $\theta$  is useful, because then the depth  $d$  at another point can be determined.

The right triangle in **Interactive Figure 1.5** provides the basis for defining the various trigonometric functions according to Equations 1.1–1.3. These functions always involve an angle and two sides of the triangle. There is also a relationship among the lengths of the three sides of a right triangle. This relationship is known as the **Pythagorean theorem** and is used often in this text.

#### PYTHAGOREAN THEOREM

The square of the length of the hypotenuse of a right triangle is equal to the sum of the squares of the lengths of the other two sides:

$$h^2 = h_o^2 + h_a^2 \quad (1.7)$$

## 1.5 Scalars and Vectors

The volume of water in a swimming pool might be 50 cubic meters, or the winning time of a race could be 11.3 seconds. In cases like these, only the size of the numbers matters. In other words, *how much* volume or time is there? The 50 specifies the amount of water in units of cubic meters, while the 11.3 specifies the amount of time in seconds. Volume and time are examples of scalar quantities. A **scalar quantity** is one that can be described with a single number (including any units) giving its size or magnitude. Some other common scalars are temperature (e.g.,  $20^\circ\text{C}$ ) and mass (e.g., 85 kg).

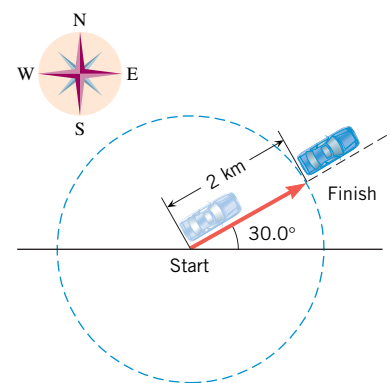
While many quantities in physics are scalars, there are also many that are not, and for these quantities the magnitude tells only part of the story. Consider **Figure 1.8**, which depicts a car that has moved 2 km along a straight line from start to finish. When describing the motion, it is incomplete to say that “the car moved a distance of 2 km.” This statement would indicate only that the car ends up somewhere on a circle whose center is at the starting point and whose radius

is 2 km. A complete description must include the direction along with the distance, as in the statement “the car moved a distance of 2 km in a direction  $30^\circ$  north of east.” A quantity that deals inherently with *both magnitude and direction* is called a **vector quantity**. Because direction is an important characteristic of vectors, arrows are used to represent them; *the direction of the arrow gives the direction of the vector*. The colored arrow in **Figure 1.8**, for example, is called the *displacement vector*, because it shows how the car is displaced from its starting point. Chapter 2 discusses this particular vector.

The length of the arrow in **Figure 1.8** represents the magnitude of the displacement vector. If the car had moved 4 km instead of 2 km from the starting point, the arrow would have been drawn twice as long. **By convention, the length of a vector arrow is proportional to the magnitude of the vector.**

In physics there are many important kinds of vectors, and the practice of using the length of an arrow to represent the magnitude of a vector applies to each of them. All forces, for instance, are vectors. In common usage a force is a push or a pull, and the direction in which a force acts is just as important as the strength or magnitude of the force. The magnitude of a force is measured in SI units called newtons (N). An arrow representing a force of 20 newtons is drawn twice as long as one representing a force of 10 newtons.

The fundamental distinction between scalars and vectors is the characteristic of direction. Vectors have it, and scalars do not. Conceptual Example 6 helps to clarify this distinction and explains what is meant by the “direction” of a vector.



**FIGURE 1.8** A vector quantity has a magnitude and a direction. The colored arrow in this drawing represents a displacement vector.

### CONCEPTUAL EXAMPLE 6 | Vectors, Scalars, and the Role of Plus and Minus Signs

There are places where the temperature is  $+20^\circ\text{C}$  at one time of the year and  $-20^\circ\text{C}$  at another time. Do the plus and minus signs that signify positive and negative temperatures imply that temperature is a vector quantity? (a) Yes (b) No

**Reasoning** A hallmark of a vector is that there is both a magnitude and a physical direction associated with it, such as 20 meters due east or 20 meters due west.

**Answer (a) is incorrect.** The plus and minus signs associated with  $+20^\circ\text{C}$  and  $-20^\circ\text{C}$  do not convey a physical direction, such as due east or due west. Therefore, temperature cannot be a vector quantity.

**Answer (b) is correct.** On a thermometer, the algebraic signs simply mean that the temperature is a number less than or greater than zero on the temperature scale being used and have nothing to do with east, west, or any other physical direction. Temperature, then, is not a vector. It is a scalar, and scalars can sometimes be negative.

Often, for the sake of convenience, quantities such as volume, time, displacement, velocity, and force are represented in physics by symbols. In this text, we write vectors in boldface symbols (**this is boldface**) with arrows above them\* and write scalars in italic symbols (*this is italic*). Thus, a displacement vector is written as “ $\vec{A} = 750\text{ m, due east,}$ ” where the  $\vec{A}$  is a boldface symbol. By itself, however, separated from the direction, the magnitude of this vector is a scalar quantity. Therefore, the magnitude is written as “ $A = 750\text{ m,}$ ” where the  $A$  is an italic symbol without an arrow.

### Check Your Understanding

(The answer is given at the end of the book.)

5. Which of the following statements, if any, involves a vector? (a) I walked 2 miles along the beach. (b) I walked 2 miles due north along the beach. (c) I jumped off a cliff and hit the water traveling at 17 miles per hour. (d) I jumped off a cliff and hit the water traveling straight down at a speed of 17 miles per hour. (e) My bank account shows a negative balance of  $-25$  dollars.

\*Vectors are also sometimes written in other texts as boldface symbols without arrows above them.